

Extend core instruction with personalized learning



Dear teachers,

You do a job that is nearly impossible and utterly essential.

We are in your corner—extending your reach, saving you time, and enhancing your understanding of each student.

Thank you for working with us to craft rigorous and riveting learning experiences for your classroom. We share your goal of inspiring all students to think deeply, creatively, and for themselves.

Sincerely,

Amplify



Table of contents

| | |
|---|---|
| About the programs..... | 4 |
| How they fit together..... | 5 |
| Using Amplify CKLA and Amplify Reading together..... | 6 |
| Amplify CKLA and Amplify Reading example connections..... | 8 |

About the programs

Amplify CKLA effectively develops foundational skills

Reading is one of the most important skills we teach our students, and yet many are not receiving the instruction necessary to become proficient readers. Amplify Core Knowledge Language Arts (CKLA) is a program that supports teachers in delivering systematic and explicit instruction, key elements of a research-based approach.

Amplify CKLA is systematic—built on a scope and sequence of sound-spelling patterns to ensure all students have access to the same instruction.

Amplify CKLA is explicit—delivering instruction with learning goals that are clear to teachers and students. Beginning with phonological awareness and progressing through phonemic awareness and phonics instruction, Amplify CKLA comprehensively teaches foundational skills. Through explicit instruction and connected practice students develop the skills they need to become confident readers.



Amplify Reading effectively extends practice

Learning any new skill requires regular practice to make it stick. Proficient readers have learned foundational skills so deeply that they become routine, requiring minimal focus so that the work of reading can be almost exclusively focused on comprehension. Amplify Reading provides a personalized learning path that ensures each student receives the individual practice and specific skills instruction they need. Amplify Reading is fun to play, making skills practice a time of concentrated focus and deep engagement—exactly what students need.



How they fit together

Amplify CKLA instruction first

Through a gradual release model, teachers explicitly teach students foundational skills based on a specific scope and sequence. Teachers model each skill, guide students in engaging activities to apply each skill, and provide opportunities for each student to practice that skill in a variety of ways. Most important, students use decodable readers that directly link instruction to engaging texts where they can apply their skills and practice comprehension. Students do the real work of reading, using texts to develop foundational skills.

Amplify Reading for personalized practice

After explicit instruction, students need individual and focused time to practice what they've learned. In Amplify Reading, students enter a captivating narrative where each storyline requires them to apply foundational skills to navigate a series of games. Each game focuses on a specific skill, allowing students to practice that skill to mastery. Progression from game to game is based on individual student learning needs—a personalized path where they gain expertise by unlocking new quests at just the right time. This path ensures that each student gets the amount of practice they need to master foundational skills.



Using Amplify CKLA and Amplify Reading together

Amplify CKLA and Amplify Reading provide **comprehensive, targeted, blended instruction** in foundational reading skills, comprehension, language, and vocabulary with engaging opportunities for students to extend and master key skills and concepts.

Three ways to integrate Amplify Reading with core instruction

1 Using Amplify Reading in your core literacy block

- Amplify CKLA additional support time
- Amplify CKLA Pausing Point days
- Small groups
- Rotation centers

2 Using Amplify Reading outside of your core literacy block

- Choice time
- Independent reading
- After school
- Summer school

3 Using CKLA & Amplify Reading to monitor student reading growth

- Amplify Reading teacher dashboard
- Amplify CKLA Assessment and Remediation Guide
- Amplify CKLA formative and summative assessments
- Amplify CKLA benchmark assessments



Amplify CKLA and Amplify Reading example connections

While Amplify CKLA offers explicit core instruction in the key skills students need, Amplify Reading gives them a student-driven digital approach to targeted skills practice. This flexible program fits into any classroom model, and can be used from day one to enhance instruction in foundational skills.


Phonological awareness

One way phonological awareness is built into Amplify CKLA is by counting, blending, and segmenting syllables. This example from kindergarten, Skills Strand Unit 2, shows that to blend syllables together, students must first be able to distinguish the individual syllables. In early instruction, students begin with compound words and practice blending the two parts together.


Syllable blending

- Hold your fists in front of you, palms facing down.
- Say the word *one* as you flip over your right fist and open it.
- Say the word *two* as you flip over your left fist and open it.
- Say the word *blend* as you clap your hands. Practice this with the class.

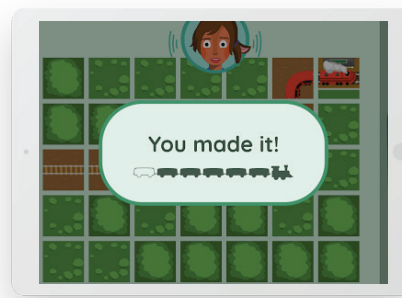
In the Amplify Reading game **All Aboard!**, students learn to segment and count sounds in words, specifically syllables and phonemes.



Students hear a word and must move a train the same number of segments as sounds in the word to get the train home. The train track segments work as a visual representation of the sounds.



Students earn a new train car for every correct answer.



This multisensory game gives students visual, aural, and physical signals to identify the number of segments in a word.


Early decoding

Amplify CKLA uses a variety of chaining-type activities in grades K–2. This Pocket Chaining activity is from grade 1, Skills Strand Unit 1. The activity asks students to change one letter-sound at a time to learn the fundamentals of word building.

Pocket chart chaining for reading

1. kid → kit → kin → kim → tim → tom → mop → map → max
2. skim → skip → sip → six → mix → max → tax → tan → tip

Amplify Reading's **Word City** game uses similar word-building principles. Alyx tells the students to change one word to another.




Students will practice identifying and manipulating the beginning, middle, and ending letter-sounds in a series of new words—for example, building *mom* from *tom*.



Students change the word by dragging the correct letter to the letter it will replace.



Levels increase in difficulty, introducing blends, digraphs, and vowel teams—for instance, *form* from *farm* and *cart* from *card*.



Students can win toppers for “word buildings,” which get added to their “word cities.”

Advanced decoding

This advanced decoding activity from Amplify CKLA can be found in grade 2, Skills Strand Unit 1. Once students have mastered basic code knowledge, they are ready to learn alternate spellings for vowels and consonants, such as spelling 'c' for the sound /s/ or 'ai' for the long /a/ sound.


In **Curioso Crossing**, students practice the advanced decoding skills they learn in Amplify CKLA. This allows them to gain accuracy and automaticity in reading words to build fluency.



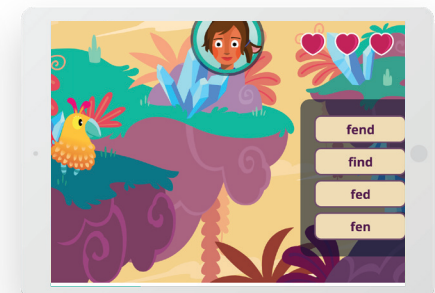
Students have to identify the correct spoken word to help their Curioso (Amplify Reading companion) successfully traverse the landscape.



After building decoding accuracy, students participate in a game against the clock to help their Curioso cross safely. They have three lives to reach safety.



Students who need help during this game will receive additional instruction in blending sounds and word parts.



The game helps students practice decoding of regularly and irregularly spelled words, high-frequency words, and words with inflectional endings such as -s and -ing.

Review double-letter spellings

- Tell students they will review spellings that involve two of the same letters sitting side by side to stand for one consonant sound.
- Today's letter-sounding correspondences can be found on these pages of the Consonant Code Flip Book

Consonant Code Flip Book

1. 'pp' > /p/ (napping) kit **page 1**
2. 'tt' > /t/ (sitting) **page 3**
3. 'ss' > /s/ (dress) **page 11**
4. 'zz' > /z/ (buzz) **page 12**
5. 'mm' > /m/ (swimming) **page 15**
6. 'nn' > /n/ (running) **page 16**
7. 'rr' > /r/ (ferret) **page 18**

“Our kids beg us to play!
The games are fun and engaging,
and I love that it’s linked to CKLA.”

— Amplify CKLA teacher, Brooklyn, NY



For more information about how Amplify CKLA and Amplify Reading work together to support reading growth, contact us at **(800) 823-1969**.



Amplify.