

# ELAT Office Hours: DIBELS Deep

September 24, 2019

Amplify.



**COLORADO**  
Department of Education

# Using Zoom

## Using Zoom

- Your lines are muted automatically due to the size of the group.
- You can type questions into the chat box for the group to see (or specify for it to only go to an individual).
- Questions will be answered either during the session or afterwards depending on time and content.
- We will be recording this session. Your chat comments will be included in the recording for future reference.

## our Presenters for Today

- Tammy Yetter, ELAT  
Project Manager
- Karen Cushman, Amplify
- Dori Klar, Amplify

[www.amplify.com/colorado](http://www.amplify.com/colorado)

Important Updates  
Resources for Leaders  
Resources for Teachers  
Office Hour Registration and Recorded Webinars  
Professional Development

Please share this resource with your Leaders and Teachers.

We will continue to add additional tools, including today's recording and PowerPoint for you to use.

# Objectives

By the end of the session you will be able to:

- Describe what Deep is
- Identify who should be assessed with Deep
- Identify where to find Deep within mCLASS
- Know when & why to use Deep
- Recap a basic summary of how to use Deep
- Locate where to access additional PD resources within mCLASS

# Agenda

1. What is Deep?
2. Who do you use Deep with?
3. Where do you find Deep?
4. When & Why do you use Deep?
5. How? An introduction to Deep
6. Resources to learn more

# How does DIBELS Deep differ from DIBELS Next?

	DIBELS Next	DIBELS Deep
<b>Type of Assessment</b>	Benchmark Screening Progress Monitoring	Diagnostic*
<b>Skills Measured</b>	Indicator of: <ul style="list-style-type: none"><li>• Phonemic Awareness</li><li>• Phonics</li><li>• Accurate and Fluent Reading of Connected Text</li><li>• Comprehension</li></ul>	In-Depth assessment of: <ul style="list-style-type: none"><li>• Phonemic Awareness</li><li>• Phonics</li></ul>
<b>Administer to</b>	All Students (Benchmark) Some Students (Progress Monitoring)	Some Students

\*Deep is not for Progress Monitoring.

\*It is an approved diagnostic provided by ELAT.

# Basic Early Literacy Skills

## Phonemic Awareness

- The ability to hear, identify, and manipulate individual sounds (phonemes) in spoken words

## Phonics

- The system of letter–sound relationships that is the foundation for decoding words

## Accurate and Fluent Reading of Connected Text

## Reading Comprehension

## Vocabulary and Language Skills

# DIBELS Deep

What?

- Research-based, approved diagnostic assessment
- Individually administered
- Untimed
- Brief (~10 minutes each)
- Easy to administer
- Linked to DIBELS Next/  
Acadience Reading
- Skill sequence corresponds to  
recognized sequences of instruction





# DIBELS Deep

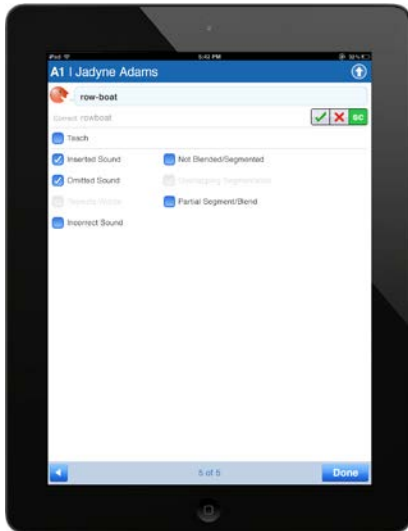
## Who?

- Students who do not meet DIBELS Next Benchmark goals
- Students who are not making adequate progress
- Any student for whom you need additional information about instructional needs

# DIBELS Deep

Where?

- mCLASS app on mobile device  
[mclass.amplify.com/assessment](https://mclass.amplify.com/assessment)
- Student-facing materials are in the kit



# DIBELS Deep

## When?

- After Benchmark assessment
- Whenever you need more information about a student's instructional needs
- Administer within 60 days of the first identification of Significant Reading Deficiency

# DIBELS Deep

More effectively target instruction for struggling readers

Why?

**Use information from diagnostic assessment to inform READ Plan.**

Answer questions such as:



- What types of support do students need?
- How should students be grouped?
- What specific skills should be the focus of instruction?
- Which instructional strategies are effective?







Not designed for making high-stakes decisions (e.g., retention, grades, special education eligibility, teacher evaluation).

# DIBELS Deep

## How?

- Breaks early reading skills into a sequence of discrete components
- Offers teachers opportunities to discover effective instructional strategies
- Shows teachers where to target instruction

**E3! Teaching the Task**  

<input type="checkbox"/>	Use the four-sound box strip. Move a chip or other tangible item into a box for each phoneme as you say the word, or touch a box on the strip for each phoneme as you say the word.  Have the student do the above with you.
	Clap or tap the phonemes of the word.  Have the student clap the phonemes of the word with you.
	Place the appropriate number of cubes in front of the student. Touch and/or move a cube for each phoneme as you say the word.  Have the student touch and/or move the cubes along with you—one for each phoneme—as he/she says the word with you. 

# Results Screen - Score

 Score

 Review

 Notes

## 14 Words Correct

A



Prompt	2
Teach	0


This information should be documented to inform the development of a student's READ Plan.

# Phonemic Awareness

## A1 | Directions



I am going to say two words that can be put together to make a new word. Like this: The words "hot" (*pause*) and "dog" go together to make the word \_\_\_\_\_. (*Pause for up to 3 seconds.*) *If the student does not respond, say, Hotdog. "Hot" and "dog" go together to make the word "hotdog."*



## Review



lady (*pause*) bug

Correct: ladybug



Teach

Inserted Sound

Not blended/segmented

Omitted Sound

Overlapping segmentation

Repeats Word

Partial segment/blend

Incorrect Sound

1 of 5



# Word Reading and Decoding

## Components

The screenshot shows the DIBELS Deep interface for a student named Kurt Janney. The interface is divided into sections: a top navigation bar with 'Student' and 'DIBELS Deep', a header for the student's name 'Kurt Janney' and the user 'Mei Lee | Demo Lee', and a main section titled 'Word Reading and Decoding'. This section contains a list of assessment forms: 'Quick Screen', 'Form 1', 'Form 2', 'Form 3', 'Form 4 (Recommended)', and 'Form 5'. Each form entry includes the form name, the latest assessment section and date (all dated 03/14), and a right-pointing arrow. A bracket on the right side of the 'Form 2' and 'Form 3' entries indicates they are grouped together.

Form Name	Latest Assessment
Quick Screen	
Form 1	Section C1 - 03/14
Form 2	Section G - 03/14
Form 3	
Form 4 (Recommended)	Section D - 03/14
Form 5	Section R - 03/14

Skills Represented

Survey of skills

Kindergarten


Grade 1

Grade 2

Grade 3




# Word Reading and Decoding

**Form 1-A | Cindy Williams** 

Stimulus	Correct Response	Score	Prompt/Teach
1. a	/a/	<input checked="" type="checkbox"/> <input checked="" type="checkbox"/> SC	<input type="checkbox"/> P <input type="checkbox"/> T
Student Response: /a/			
2. m	/m/	<input checked="" type="checkbox"/> <input checked="" type="checkbox"/> SC	<input type="checkbox"/> P <input type="checkbox"/> T
Student Response: /n/, then /m/			

**Done**

**Form 4-S | Cindy Williams** 

Prompt/Teach	Wh wd guess	Part wd assem	Phon illegal	Phon legal
1. The baker liked his perfect birthday cake.	<input checked="" type="checkbox"/> <input checked="" type="checkbox"/> SC	<input type="checkbox"/> P <input type="checkbox"/> T	<input type="checkbox"/>	<input type="checkbox"/>
Student Response:				
2. The teacher's history lesson was very tough.	<input checked="" type="checkbox"/> <input checked="" type="checkbox"/> SC	<input type="checkbox"/> P <input type="checkbox"/> T	<input type="checkbox"/>	<input type="checkbox"/>
Student Response:				

# Where Do I Learn More?

- Log into [mCLASS.amplify.com](https://mCLASS.amplify.com)
- Click on “Notifications”
- Scroll down to Colorado DIBELS Deep Modules

Karen Cushman | Log Out

Home Notices Admin Book List Support

Karen Cushman  
Colorado Department of Education - Re...  
2019-2020

Amplify Reading mCLASS<sup>®</sup> Intervention CRLA<sup>™</sup> 2nd Edition Resources mCLASS<sup>®</sup> DIBELS Next<sup>®</sup>

Online Assessment Management mCLASS<sup>®</sup> IDEL<sup>™</sup> mCLASS<sup>®</sup> Math mCLASS<sup>®</sup> Reading 3D<sup>™</sup>

Amplify Reading is an adaptive literacy program powered by mCLASS data.  
Learn more

Training Reporting Sync Status

Download the

**CLICK Here**

#### NEW

Sep 10, 2019

**IMPORTANT!** CO Boost 2019-20 (Sept)

Aug 20, 2019

**mCLASS Spanish Instruction Available on September 1**

Nov 16, 2016

**IMPORTANT!** Colorado DIBELS Deep Training Modules

**Click Here for the PD!**

Nov 16, 2016

**IMPORTANT!** Colorado DIBELS Deep Training Modules

Online training: DIBELS Deep Phonemic Awareness and Word Reading and Decoding (PA & WRD)

Through a partnership with Dynamic Measurement Group (authors of DIBELS Deep), Amplify, and the Colorado Department of Education, an online training opportunity for DIBELS Deep PA & WRD is now available on the mCLASS platform. This training series was expressly created for Colorado Educators in the Early Literacy Assessment Tool (ELAT) project.

The objectives for the training are to help you:

- Determine when to use DIBELS Deep as your approved READ Act diagnostic assessment
- Differentiate the purposes of DIBELS Next and DIBELS Deep
- Accurately administer and score DIBELS Deep
- Interpret the results of DIBELS Deep to plan instruction

# Take it back to your schools



- Determine who should participate in these PD modules.
- Plan when they will be given the time to participate.
- Determine which students should be given Deep.
- How will you ensure the results drive instruction in the classroom and in intervention?

# Looking ahead

[www.amplify.com/colorado](http://www.amplify.com/colorado)

Section: PD opportunities

Register:

<https://tinyurl.com/CDE-Regional>

mCLASS: DIBELS Next 2019-2020 Regional Professional Development Scheduled Dates by Region				
Region	Data Analysis for Leaders	Data Analysis for Teachers	Instructional Planning and Delivery for Leaders	Instructional Planning and Delivery for Teachers
<b>Metro Area</b> Host: 27J Schools	BOY: 9/23/19 MOY: 2/3/20 EOY: 5/18/20	BOY: 9/24/19 MOY: 2/4/20 EOY: 5/19/20	BOY: 9/30/19 MOY: 2/5/20	BOY: 10/1/19 MOY: 2/6/20
<b>North Central</b> Host: Greeley	BOY: 9/25/19 MOY: 1/30/20 EOY: 5/27/20	BOY: 9/26/19 MOY: 1/31/20 EOY: 5/28/20	BOY: 10/3/19 MOY: 2/6/20	BOY: 10/4/19 MOY: 2/7/20
<b>Northeast</b> Host: NE BOCES	BOY: 9/23/19 MOY: 1/23/20 EOY: 5/26/20	BOY: 9/24/19 MOY: 1/24/20 EOY: 5/27/20	Not available	Not available
<b>Northwest</b> Host: Eagle	BOY: 9/16/19 MOY: 2/3/20 EOY: 5/19/20	BOY: 9/18/19 MOY: 2/5/20 EOY: 5/20/20	Not available	Not available
<b>Pikes Peak</b> Host: Colorado Springs	BOY: 9/17/19 MOY: 1/28/20 EOY: 5/20/20	BOY: 9/18/19 MOY: 1/29/20 EOY: 5/21/20	BOY: 9/19/19 MOY: 1/30/20	BOY: 9/19/19 MOY: 1/30/20
<b>Southeast</b> Host: SE BOCES	BOY: 9/20/19 MOY: 1/31/20 EOY: 5/29/20	BOY: 9/27/19 MOY: 2/7/20 EOY: 5/22/20	Not available	Not available
<b>Southwest</b> Host: SLV BOCES	BOY: 9/23/19 MOY: 2/3/20 EOY: 5/18/20	BOY: 9/24/19 MOY: 2/4/20 EOY: 5/19/20	Not available	Not available
<b>West Central</b> Host: Montrose	BOY: 9/26/19 MOY: 2/10/20 EOY: 5/18/20	BOY: 9/27/19 MOY: 2/11/20 EOY: 5/18/20	Not available	Not available

# Resources and Support

## **Amplify**

Email: [help@amplify.com](mailto:help@amplify.com) any time

Phone: (800) 823-1969, Monday – Friday from 7a.m. – 7p.m. ET

Live Chat: [mCLASS homepage](#)

## **Web resources**

- [www.amplify.com/colorado](http://www.amplify.com/colorado)
- [mclass.amplify.com](http://mclass.amplify.com)
- [www.cde.state.co.us/coloradoliteracy](http://www.cde.state.co.us/coloradoliteracy)

We appreciate your time today!

A copy of the presentation along with links to resources will be sent to all participants who registered for this webinar.

Please feel free to share these resources across your building and/or district.